


# NETMODULE



A. & H. MEYER GmbH  
Leuchten und Büroelektrik  
Fermke 8  
32694 Dörentrup  
Germany


tel: +49 5265 9488-0  
fax: +49 5265 9488-11  
info@ah-meyer.de

Follow us:




Naming    
 Max. Load    
 Alignment  
 Fuse    
 Information    
 Country standard  
 Enhanced contact protection

OVERVIEW POWER | STANDARD VERSION




**SCHUKO**  
 16 A  
 v  
 -  
 -  
 -  
 DE, AT, NL, ES, PT, GR, IS, HR, LV, LT, EE, LU, RU, UA, BY, TR, RS, SI, RO, BG, ID, KR




**SCHUKO**  
 16 A  
 h  
 -  
 -  
 -  
 DE, AT, NL, ES, PT, GR, IS, HR, LV, LT, EE, LU, RU, UA, BY, TR, RS, SI, RO, BG, ID, KR




**Belgian standard**  
 16 A  
 d  
 ●  
 -  
 -  
 FR, BE, CZ, SK, PL, MA, CM, TN




**GB**  
 13 A  
 v  
 ●  
 -  
 -  
 UK, MY, IE, IQ, AE, KE, KW, HK, MT, MU, MM, NG, OM, SG, QA, VN, CY



**SCHUKO**  
 16 A  
 d  
 -  
 -  
 -  
 DE, AT, NL, ES, PT, GR, IS, HR, LV, LT, EE, LU, RU, UA, BY, TR, RS, SI, RO, BG, ID, KR




**SCHUKO**  
 16 A  
 v  
 ●  
 -  
 -  
 DE, AT, NL, ES, PT, GR, IS, HR, LV, LT, EE, LU, RU, UA, BY, TR, RS, SI, RO, BG, ID, KR




**GB**  
 13 A  
 h  
 ●  
 -  
 -  
 UK, MY, IE, IQ, AE, KE, KW, HK, MT, MU, MM, NG, OM, SG, QA, VN, CY




**GB**  
 3,15 / 5 / 6,3 A  
 v  
 ●  
 -  
 -  
 UK, AE




**SCHUKO**  
 16 A  
 h  
 ●  
 -  
 -  
 DE, AT, NL, ES, PT, GR, IS, HR, LV, LT, EE, LU, RU, UA, BY, TR, RS, SI, RO, BG, ID, KR



**SCHUKO**  
 16 A  
 d  
 ●  
 -  
 -  
 DE, AT, NL, ES, PT, GR, IS, HR, LV, LT, EE, LU, RU, UA, BY, TR, RS, SI, RO, BG, ID, KR



**GB**  
 3,15 / 5 / 6,3 A  
 w  
 ●  
 -  
 -  
 UK, AE



**CH-13**  
 10 A  
 s  
 -  
 -  
 -  
 CH



**Belgian standard**  
 16 A  
 v  
 ●  
 -  
 -  
 FR, BE, CZ, SK, PL, MA, CM, TN



**Belgian standard**  
 16 A  
 h  
 ●  
 -  
 -  
 FR, BE, CZ, SK, PL, MA, CM, TN



**CH-13**  
 10 A  
 w  
 -  
 -  
 -  
 CH



**CH-23**  
 16 A  
 s  
 -  
 -  
 -  
 CH

OVERVIEW POWER | STANDARD VERSION

	Naming		Max. Load		Alignment
	Fuse		Information		Country standard
	Enhanced contact protection				




**SCHUKO Italy**  
16 A  
v  
●  
-  
-  
IT, CL



**EURO-flat**  
2,5 A  
v  
-  
-  
-  
DE, AT, NL, ES, PT, GR, IS, HR, LV, LT, EE, LU, RU, UA, BY, TR, RS, SI, RO, BG, ID, KR




**Australia**  
10 A  
v  
●  
-  
-  
AU, NZ, AR, UY, PG




**International**  
13 A  
v  
●  
-  
-  
-




**EURO-flat**  
2,5 A  
v  
●  
-  
-  
DE, AT, NL, ES, PT, GR, IS, HR, LV, LT, EE, LU, RU, UA, BY, TR, RS, SI, RO, BG, ID, KR




**Denmark**  
10 A  
v  
●  
-  
-  
DK, FO




**India 6A**  
6 A  
v  
-  
-  
-  
IN, ZA, BT, LS, BW



**India**  
6 + 16 A  
v  
-  
-  
-  
IN, ZA, BT, LS, BW



**USA-NEMA**  
15 A  
h  
-  
-  
UL-compliant f. USA / CA:  
15 A-preconnect fuse  
USA-NEMA: JP, CO, MX, PR, TW, HN, JM, BS, BB, CR, HT



**Brazil**  
10 A  
v  
-  
-  
-  
BR










**Thailand**  
15 A  
v  
-  
-  
-  
TH



**Brazil**  
10 A  
h  
-  
-  
-  
BR






**Israel**  
16 A  
d  
-  
-  
-  
IL




 Naming	 Max. Load	 Alignment
 Fuse	 Information	 Country standard
 Enhanced contact protection		

OVERVIEW POWER | USB CHARGER | STANDARD VERSION






 **USB-charger C**  
 20 A  
 -






 **USB-charger A+C**  
 18 A | 65 A  
 -

OVERVIEW POWER | SPECIAL SOLUTIONS | STANDARD VERSION







 **IEC320 C13**  
 10 A  
 -






 **IEC320 C13**  
 10 A  
 -







 **Power Con**  
 16 A  
 -




 **Energy (GST 18)**  
 16 A  
 -

**NETMODULE**

-  Naming
-  Max. Load
-  Alignment
-  Fuse
-  Information
-  Country standard
-  Enhanced contact protection


OVERVIEW POWER | GL VERSION




**SCHUKO**  
16 A  
v  
-  
-  
-  
DE, AT, NL, ES, PT, GR, IS, HR, LV, LT, EE, LU, RU, UA, BY, TR, RS, SI, RO, BG, ID, KR




**SCHUKO**  
16 A  
d  
-  
-  
-  
DE, AT, NL, ES, PT, GR, IS, HR, LV, LT, EE, LU, RU, UA, BY, TR, RS, SI, RO, BG, ID, KR



**International**  
13 A  
v  
-  
-  
-  
-




**SCHUKO**  
16 A  
v  
-  
-  
-  
DE, AT, NL, ES, PT, GR, IS, HR, LV, LT, EE, LU, RU, UA, BY, TR, RS, SI, RO, BG, ID, KR




**SCHUKO**  
16 A  
d  
-  
-  
-  
DE, AT, NL, ES, PT, GR, IS, HR, LV, LT, EE, LU, RU, UA, BY, TR, RS, SI, RO, BG, ID, KR




**Belgian Standard**  
16 A  
v  
-  
-  
-  
FR, BE, CZ, SK, PL, MA, CM, TN



**Belgian Standard**  
16 A  
d  
-  
-  
-  
FR, BE, CZ, SK, PL, MA, CM, TN



**GB**  
13 A  
v  
-  
-  
-  
UK, MY, IE, IQ, AE, KE, KW, HK, MT, MU, MM, NG, OM, SG, QA, VN, CY



**GB**  
3,15 / 5 / 6,3 A  
v  
-  
-  
-  
UK, AE

OVERVIEW POWER | USB CHARGER | GL VERSION



**USB-charger Smart IC A+C**  
3 A  
-



OVERVIEW AUDIO | VIDEO | DATA | STANDARD VERSION




POS. 1 HDMI  
POS. 2 -  
POS. 3 -



POS. 1 HDMI  
POS. 2 HDMI  
POS. 3 -



POS. 1 Illuminated ShowMe-button  
POS. 2 -  
POS. 3 -



POS. 1 ShowMe-button  
POS. 2 -  
POS. 3 -



POS. 1 HDMI  
POS. 2 DVI  
POS. 3 -



POS. 1 DisplayPort  
POS. 2 DisplayPort  
POS. 3 -



POS. 1 DisplayPort  
POS. 2 -  
POS. 3 -



OVERVIEW AUDIO | VIDEO | DATA | STANDARD VERSION



- POS. 1 DVI
- POS. 2 -
- POS. 3 -



- POS. 1 HDMI
- POS. 2 USB 3.2 Gen. 1 type A
- POS. 3 -



- POS. 1 HDMI
- POS. 2 USB 3.2 Gen. 2 type C
- POS. 3 -



- POS. 1 RJ45
- POS. 2 HDMI
- POS. 3 -

OVERVIEW AUDIO | VIDEO | DATA | GL VERSION



- POS. 1 HDMI
- POS. 2 USB 3.2 Gen. 2 type C
- POS. 3 -



- POS. 1 HDMI
- POS. 2 USB 3.2 Gen. 1 type A
- POS. 3 -



- POS. 1 RJ45
- POS. 2 USB 3.2 Gen. 2 type C
- POS. 3 -








- POS. 1 RJ45
- POS. 2 USB 3.2 Gen. 1 type A
- POS. 3 -



- POS. 1 RJ45
- POS. 2 HDMI
- POS. 3 -







OVERVIEW KEYSTONE







 Naming
  Information

 Module
  NETBOX Spot
  NETBOX Point


 RJ45 Cat6A
 





 HDMI
 





 USB 3.2 Gen. 1 type A
 





 USB 3.2 Gen. 2 type C
 





 Blind cover
 








POS. 1 RJ45 Cat6/6A Nexans  
POS. 2 -



POS. 1 RJ45 Cat6/6A Nexans  
POS. 2 RJ45 Cat6/6A Nexans



POS. 1 USB 3.2 Gen. 1 type A  
POS. 2 -



POS. 1 USB 3.2 Gen. 1 type A  
POS. 2 USB 3.2 Gen. 1 type A




POS. 1 GG45-Cat/7A Nexans  
POS. 2 -








POS. 1 GG45-Cat/7A Nexans  
POS. 2 GG45-Cat/7A Nexans








POS. 1 RJ45 Cat6 unshielded Systemax  
POS. 2 -








POS. 1 RJ45 Cat6 unshielded Systemax  
POS. 2 RJ45 Cat6 unshielded Systemax

 Naming	 Max. Load	 Alignment
 Illuminated	 Fuse	








 Switch 1-pole  
 16 A  
 h  
 ●  
 -








 Switch 1-pole, recessed  
 16 A  
 h  
 ●  
 -








 Switch 1-pole, Fuse  
 max. 16 A  
 v  
 ●  
 Thermal circuit breaker








 Double rocker  
 -  
 v  
 -  
 -









 2 x Switch 1-pole  
 16 A  
 v  
 ●  
 -








 2 x Switch 1-pole, recessed  
 16 A  
 v  
 ●  
 -








 Rocker switch  
 -  
 v  
 -  
 -








 Shutter switch  
 -  
 v  
 -  
 -








 3 x Switch 1-pole  
 16 A  
 v  
 ●  
 -











 Switch 2-pole  
 16 A  
 h  
 ●  
 -



 Switch 2-pole, recessed  
 16 A  
 v  
 ●  
 -







 Switch 2-pole, Fuse  
 max. 6,3 A  
 v  
 ●  
 Fuse max. 6,3 A




 Naming
  Max. Load
  Information

OVERVIEW SPECIAL SOLUTIONS | STANDARD VERSION






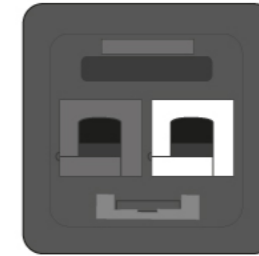
 **Commu-Tunnel 1**  
 -  
  Cable entry with removable cover, incl. strain relief for one cable.






 **Commu-Tunnel 1**  
 -  
  Cable entry with removable cover, milled for the passage of two cables.






 **Compressed air**  
 10 A  
  max. 10 bar






 **Commu-Tunnel 1**  
 -  
  Cable gland with removable cover, incl. strain relief for two cables.







 **Commu-Tunnel 1**  
 -  
  Cable entry with closed cover, removable





 **Commu-Tunnel 3**  
 -  
  Cable bushing with screwed cover, for two gender changers (straight-through couplings).






 **LapGuard**  
 -  
  Anti-theft device for NETBOX Line, Style, Turn Comfort. A laptop can be secured to this solid metal bracket with a Kensington cable lock.






 **TFT display suport**  
 -  
  Exclusively for NETBOX Line and Style. Monitor holders from the NET+ range are mounted on the module.



 **Interference Filter**  
 5 A  
  Interference filter to „clean up“ the power supply






 **Cable entry**  
 -  
  -




 Naming
  Max. Load
  Information

OVERVIEW SPECIAL SOLUTIONS | STANDARD VERSION






 **Fuse**  
 max. 6,3 A  
 1 x Fuse holder for fuse  
 5 x 20 mm



 **Thermal circuit breaker**  
 max. 16 A  
 2 x Thermal circuit breaker,  
 various versions



 **Thermal circuit breaker**  
 max. 16 A  
 1 x Thermal circuit breaker,  
 various versions



 **Blind cover**  
 -  
 -

OVERVIEW SPECIAL SOLUTIONS | GL VERSION



 **Blind cover**  
 -  
 -